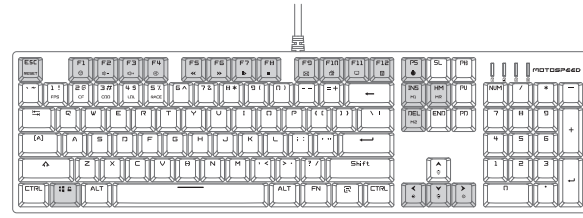


RGB BACKLIGHT MECHANICAL COMBO

简体中文



键盘参数

使用寿命: 5000万次 工作电压: +5V±5%
使用最大电流: 500mA 尺寸: 437x128x36mm
重量: 850g±20g

技术特点

- 1. 9种酷炫LED灯光特效
2. 全键盘无冲突, 快速响应
3. 全机械开关, 职业电竞玩家标配装备
4. 多媒体功能组合键, 工作游戏兼顾
5. 免EEPROM记忆, 芯片采用Flash记忆
6. 快速锁定WIN键, 避免游戏激战时误触而切出桌面

功能说明

- 1. 支持常用游戏模式按键背光及自定义录制按键背光功能。
标准版: FN+1至5键为固定游戏模式按键点亮, 也可由客户自定义修改。
2. 支持九种酷炫LED灯光特效(含开机动画)
三色画卷(开机画面)
常亮模式, 七彩呼吸, 游戏高手, 七彩霓虹, 踏雪无痕, 混光涟漪, 七彩跑马, 一触即发, 妙手生花, 七彩流光
3. 支持所有模式下, FN+ “←/→” 五级速度调节, 支持FN+ “↑/↓” 五级亮度调节。
4. 支持6键/N键模式自动切换, 网银密码录入不受影响。
5. 支持锁WIN功能及LED灯效指示, 同时锁住WIN和锁APP键后, Win Lock常亮指示, 解锁后, Win Lock灭
6. 支持FN+ESC复位功能, 恢复游戏高手之默认灯光设置。
7. 支持FN+PS关/开背光功能。

灯光特效模式切换顺序

- 按FN+INS进入“常亮模式”: 键盘整体背光常亮, 亮度以之前调节的记忆参数为准, 七彩色可调。
再次按下进入“七彩呼吸”: 键盘整体背光模拟呼吸节奏, 实现由灭至最高亮度的曲线变化。亮度、颜色及呼吸节奏速度, 以之前调节的记忆参数为准, 按FN+DEL组合键, 可循环切换7种颜色灯光。
再次按下进入“游戏高手”: “FN+1-5”默认设定五组常用游戏按键灯光, 按FN+HM可进入自定义模式, 由用户重新定义按键灯光, 可连续按下同一按键切换七色灯光。
再次按下进入“七彩霓虹”: 键盘整体背光亮度不变, 灯光颜色呈七彩逐色交替变幻, 亮度及变幻速度, 以之前调节的记忆参数为准。
再次按下进入“踏雪无痕”(随机常亮): 背光关闭, 默认情况下, 每次按键按下时随即亮起一种背光颜色, 松开按键后按键的背光随之熄灭, 七彩随机。按FN+DEL组合键, 切换随机七彩+7单色, 共8种颜色可调。

- 再次按下进入“混光涟漪”: 键盘的背光亮度由左至右依次流动变换, 如同流水波光粼粼不断涌动。7单色+混光混光模式下按FN+HM可调整录制每行按键的灯光颜色, 七色可选。再次按下FN+HM录制结束, 进入录制状态下Nnmlock、Capslock、Scrolllock三灯持续闪烁, 录制结束熄灭。
再次按下进入“七彩跑马”: 键盘的单颗LED逐行向下由左至右再由右至左依次循环点, 点亮全键盘后再逐行向上由左至右再由右至左依次循环点熄灭单颗LED灯。按FN+DEL组合键, 切换随机七彩+7单色, 共8种模式可调。
再次按下进入“炫彩夺目”: 以按下的按键为中心, 向四周波动散射一圈五色六色光波, 按FN+DEL组合键, 切换随机七彩+7单色, 共8种模式可调。
再次按下进入“妙手生花”: 按键按下时周边一圈按键会发出五颜六色的背光, 按FN+DEL组合键, 切换随机七彩+7单色, 共8种模式可调。
再次按下进入“七彩流光”: 键盘的背光由左至右呈七彩颜色依次向左或向右流动。按FN+DEL组合键, 可调整光波流动的左右方向, 按FN+←至最低速时, 可定住流光。按FN+ESC显示开机动画“三色画卷”, 恢复游戏高手之默认灯光设置, 按FN+DEL组合键, 切换随机七彩+7单色, 共8种模式可调。再次按下进入“三色画卷”, 恢复游戏高手之默认灯光设置, 按FN+DEL组合键, 切换随机七彩+7单色, 共8种模式可调。再次按下进入“三色画卷”, 恢复游戏高手之默认灯光设置, 按FN+DEL组合键, 切换随机七彩+7单色, 共8种模式可调。再次按下进入“三色画卷”, 恢复游戏高手之默认灯光设置, 按FN+DEL组合键, 切换随机七彩+7单色, 共8种模式可调。

游戏高手模式及按键自定义设置

- FN+1 - FPS A,S,D,W,↑,↓,←,→,ESC 亮
FN+2 - CF A,S,D,W,Ctrl,Shift,Alt,Space,R,G,Q,E,B,1-5,Tab,F1-F3,Home,End,PgUp,PgDn 亮
FN+3 - COD Q,W,E,R,T,A,S,D,F,G,C,V,1-7 Ctrl Shift 亮
FN+4 - LOL Q,W,E,R,A,S,D,F,1-7 亮
FN+5 - RACE W,R,A,S,D,Ctrl,Alt,Shift,↑,↓,←,→ 亮

以上游戏高手灯光模式可在任意功能模式下, 直接按组合键进入。

自定义按键灯光模式设置方法:

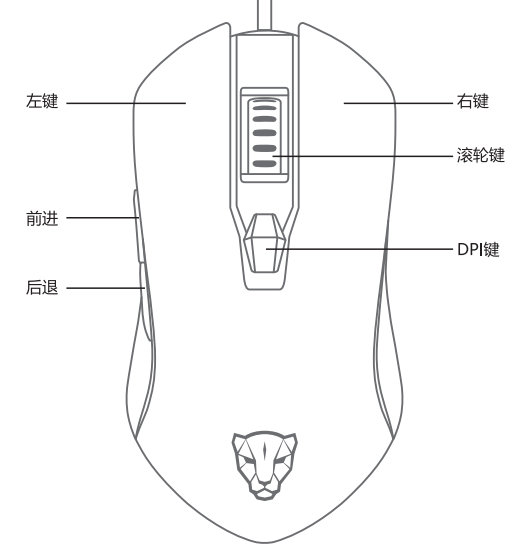
FN+HM=录制键/存储键
按FN+1-5进入相应游戏模式后, 按FN+HM进入自定义录制状态。
连续按同一按键至指定颜色, 再继续设置其他按键, 完成设定后再按FN+HM进行存储即可。进入录制状态下Nnmlock、Capslock、Scrolllock三灯持续闪烁, 录制结束熄灭。

其他组合键功能定义:

- FN + Ⓢ F1 CD FN + Ⓜ F2 音量减
FN + Ⓜ F3 音量加 FN + Ⓢ F4 静音
FN + ⏪ F5 上一曲 FN + ⏩ F6 下一曲
FN + ⏸ F7 暂停/播放 FN + ■ F8 停止
FN + ✉ F9 E-mail FN + 🌐 F10 浏览器
FN + 🖥 F11 我的电脑 FN + 🧮 F12 计算器

- FN+W W S A D 和 ↑/↓/←/→ 进行互换
FN+WIN-L 锁WIN和APP
FN+ ↑ 亮度+ (亮度/呼吸/流光模式下有效)
FN+ ↓ 亮度- (亮度/呼吸/流光模式下有效)
FN+ ← 速度- (呼吸/流光模式下有效)
FN+ → 速度+ (呼吸/流光模式下有效)

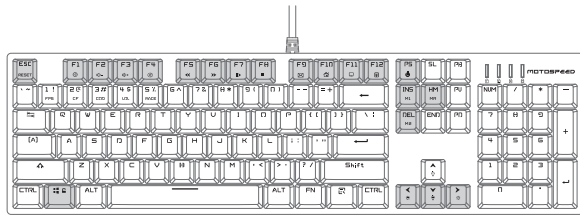
- FN+ INS 功能模式切换 (模式切换顺序, 请见前述说明)
FN+ PrtScr 关闭背光 (在任意模式下关闭背光功能)
FN+ ESC 恢复默认 (显示开机动画“三色画卷”, 恢复游戏高手之默认灯光设置)



鼠标特性

按键寿命: 2000万次 尺寸: 128x67x41mm
SPI采样时间: 2ms USB刷新率: 500HZ
图像处理FPS: 4000帧/秒 最大速度: 48IPS
DPI模式: 800-1000-1600-2400DPI 加速度: 10g

English



Keyboard parameters

Key life: 50 million Working Voltage: +5V±5%
Current: 500mA Dimension: 437x128x36mm
Weight: 850g±20g

Technical Features

- 1. 9 cool LED lighting effects
2. Full keyboard without conflict, fast response
3. All mechanical switches, professional e-sports players standard equipment.
4. Multimedia function key combination, work game balance
5. Free of EEPROM memory, adopt Flash memory chip
6. Quick WIN, avoid fighting game by accident and cut out the desktop

Functional specifications

- 1. Support common game mode key backlight and custom recording backlit function. Standard version: FN + 1 -5 keys to fixed game mode button light, also can be custom modified by the customer.
2. Support 9 cool LED lighting effects (including boot animation), three color picture (boot screen), bum steady pattern, colorful breath, game superior, Rainbow, Pass without trace, Mix light ripples, Colorful horse race, Touch and Go, AIRY CRAFTS , Colorful time.
3. Support all mode, FN + “←/→” five speed regulation, support FN + “↑/↓” five brightness control.
4. Support 6 key/N key mode switches automatically, E-bank password entry is not affected.
5. Support WIN Lock function and LED lamp effect indication, lock the Windows and APP key at the same time, WIN Lock bum steady indication, unlock, WIN Lock light off.
6. Support the “FN + ESC” reset function, restoring the default light setting of game superior.
7. Support the FN + PS, close/open backlight function.

Lighting effects model switchover sequence

- Press “FN + INS” into “bum steady model”: Keyboard overall backlight bum steady, brightness will be subject to before adjusted memory parameters, seven colors adjustable.
Press again, enter “Colorful breath”: Keyboard overall backlight simulate breathing rhythm, implement curve changes from light off to the highest brightness. Brightness, color and breathing rhythm speed, will be subject to before adjusted memory parameters, press “FN + DEL” combination key, can switchover 7 color lights circularly.
Press again, enter “game superior”: “FN + 1-5” default setting five groups of common game button lights, press “FN + HM” enter the custom mode, to redefine the button lights by the user, can press the same button continuously to switchover seven color lights.
Press again, enter “Rainbow”: Keyboard overall backlight brightness invariant, light color fluctuates in rainbow by color, brightness and speed, will be subject to before adjusted memory parameters.

- Press again, enter “Pass without trace”: Backlight close, by default, button lights up a backlight color when press, delay out after loosen, rainbow random. Press “FN + DEL” combination key, switchover rainbow + 7 monochromatic colors, 8 colors adjustable totally.
Press again, enter “Mix light ripples”: Keyboard backlight brightness flow transformation in turn from left to right, as sparkling water constantly. Seven monochromatic color + mixed light, mixed mode press “FN + HM” can adjust record light color per line, seven color optional. Press “FN + HM” again, finish recording, Nnmlock, Capslock, Scrolllock three lights Continuous flashing after enter into the recording, after finish recording, light off.
Press again, enter “Rainbow horse race”: Keyboard single LED light followed by recycling down line by line from left to right and from right to left, light extinguish single LED lights followed by recycling line by line up again from left to right and from right to left after whole keys light. Press “FN + DEL” combination key, switchover random rainbow + 7 monochrome color, eight pattern adjustable totally.
Press again, enter “Colorful Dazzles”: Centered on the pressed button, wave scattering a circle of colorful light, press “FN + DEL” combination key, switchover random rainbow + 7 monochrome color, eight pattern adjustable totally.
Press again, enter “AIRY CRAFTS”: When button pressed a circle around the button backlit colorful, press “FN + DEL” combination key, switchover random rainbow + 7 monochrome colors, eight pattern adjustable totally.
Press again, enter “Colorful time”: Keyboard backlighting rainbow flow from left to right in turn left or right. Press “FN + DEL” combination key, can adjust the light flow direction, press “FN + ←/→” to the lowest speed, can fix the flow rainbow. Press “FN + ESC” show boot animation “Three color rotation”, restore default lighting set of game superior, green backlight light from right to right bright all key per column, and then red light all key per column from right to left, blue light all key per column from left to right at last, after that, bright back to lighting effects model which before press the combination key. At the same time, restore default lighting set of game superior.

Game superior mode and key custom setting

- FN+1 - FPS A,S,D,W,↑,↓,←,→,ESC (Light)
FN+2 - CF A,S,D,W,Ctrl,Shift,Alt,Space,R,G,Q,E,B,1-5,Tab,F1-F3,Home,End,PgUp,PgDn (Light)

- FN+3 - COD Q,W,E,R,T,A,S,D,F,G,C,V,1-7 Ctrl Shift (Light)
FN+4 - LOL Q,W,E,R,A,S,D,F,1-7 (Light)
FN+5 - RACE W,R,A,S,D,Ctrl,Alt,Shift,↑,↓,←,→ (Light)

The above game superior light mode can enter into directly by pressing combination key in any game mode

Custom button lights mode setting method:

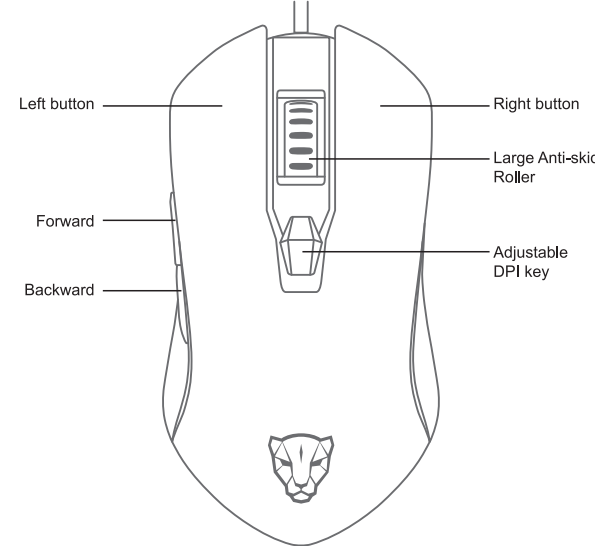
FN+HM= Recording/store key
Press FN + 1-5 enter the corresponding game mode, press “FN + HM” into custom record. Continuous press the same button to specify color, and then continue to set the other buttons, press “FN + HM” again after complete setting to storage. After entering recording, Nnmlock, Capslock, Scrolllock three lights flashing, light off after finish recording.

Other combination key function definition

- FN + Ⓢ F1 CD FN + Ⓜ F2 Volume reduce
FN + Ⓜ F3 Volume increase FN + Ⓢ F4 Mute
FN + ⏪ F5 Last FN + ⏩ F6 Next
FN + ⏸ F7 Pause/Play FN + ■ F8 Stop
FN + ✉ F9 E-mail FN + 🌐 F10 Internet
FN + 🖥 F11 My computer FN + 🧮 F12 Calculator

- FN+W W S A D and ↑/↓/←/→ start into exchange
FN+WIN-L Lock WIN and APP
FN+ ↑ Brightness + (Brightness/Breathing/Flowing mode available)
FN+ ↓ Brightness - (Brightness/Breathing/Flowing mode available)
FN+ ← Speed - (Breathing/Flowing mode available)
FN+ → Speed + (Brightness/Breathing/Flowing mode available)

- FN+ INS Functional mode switch (mode switchover sequence, please see previous statement)
FN+ PrtScr Close the backlight (closing backlight function in any mode)
FN+ ESC Restore the default (display boot animation “Three color rotation”, restoring the default light setting of game superior.



Mouse parameters

Switch Life: 20 million Dimension: 128x67x41mm
SPI Sampling time: 2ms USB Refresh rate: 500HZ
Frame rate: 4000 FPS Maximum Tracking Speed: 48IPS
DPI mode: 800/1000/1600/2400DPI Maximum Acceleration: 10g



摩豹官方旗舰店



Motospeed English Website

运营商: 香港飞翔科技集团有限公司
制造商: 深圳市宝安区智源电子厂 地址: 深圳市宝安区5区前进路
Operator: Motospeed Technology Group Limited
Manufacturer: Mototech Technology Group Limited
Address: Qianjin Road, 5th District, Bao'an Shenzhen Pr.China
HOTLINE: 4008-860-368
以上数据仅供参考, 图片与实物可能不符!
最终解释权归摩豹公司所有!
WWW.MOTOSPEED.CN
WWW.MOTOSPEED.CC